

Digital Full Colour Multi-Function Printer

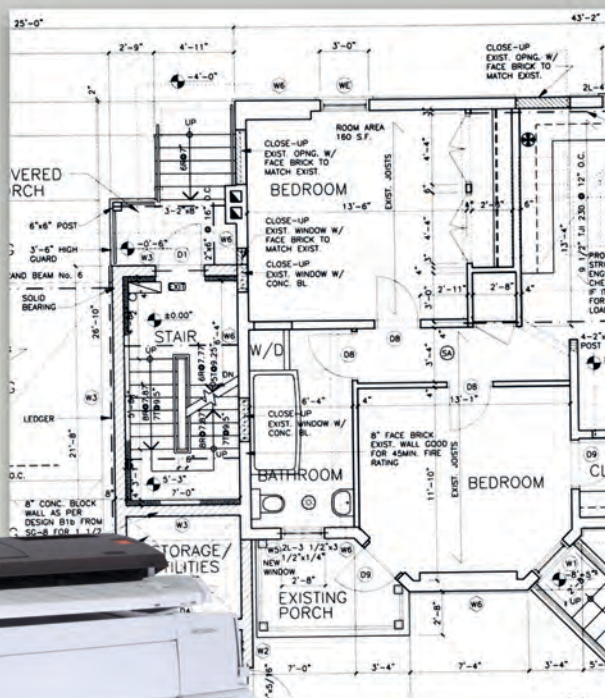
RICOH
imagine. change.

Ricoh

MP CW2201SP

A flexible device for CAD
and Graphic Arts applications

✓ Copier ✓ Printer ✓ Scanner



RICOH
MP CW2201SP
A1
B/W
3.8ppm
Colour
2.1ppm

With outstanding productivity and levels of usability, this new generation multi-function wide format printer offers the superior mono to colour value that today's businesses need.

Designed for CAD/GIS and Graphic Arts applications, the Ricoh MP CW2201SP has enhanced speed and image quality to help you capture more Mono EP volume and increase colour productivity. While advanced GEL-Jet™ waterproof ink technology and innovative features such as the smart operation panel and auto nozzle detection, help boost your efficiency to stay highly competitive. All of which makes it ideal for colour GA entry level applications*, both indoor and outdoor.

*Paper Media

CAD benefits

- Print, copy and scan – all in full colour
- Delivers high-quality colour output fast
- Makes colour output affordable

GA benefits

- Innovative GEL-Jet waterproof ink technology
- Superb line accuracy, smudge-free and UV-resistant
- Print on blue paper for no showthrough on posters



Ricoh MP CW2201SP

Leading the way in wide format printing

The one solution

Complete full-colour functionality in one printer

The copier, printer and scanner are all embedded within the mainframe. With its space-saving footprint, this printer offers the benefits of a fully integrated multi-functional printer to improve efficiency and cut costs.



Enhanced productivity

Increased high-speed monochrome printing at 3.8 pages/minute (A1 horizontal) compared to its predecessor


Colour print is 2.1 pages/minute (A1 horizontal), which is nearly double the speed of the previous model. An additional colour print head gives you two lines for each colour to enhance productivity.



Usability

Easier to operate for any user


Benefits include easier setting of paper rolls, full front operation, simplified operability of the stacker and improvement in the robustness of the paper stacker for increased convenience and user efficiency.



Advanced features

Designed to maximum uptime

Clogged nozzles can impede image quality, which is why Ricoh have introduced Auto Nozzle Detection. Along with Emergency Print, Manual Paper Cut and LED lamp that shows operational status to prevent the front cover being opened by mistake, these features ensure the best productivity.





Accelerate success



High productivity

- Overall warm up time 40 seconds
- Runs at up to 3.8 pages per minute (B/W), 2.1ppm (Colour) on A1
- Suction-fed paper handling includes ejection module that reduces feeding time. Can hold 10-sheet stack as standard

Next generation smart operation panel

- Smart 10.1 inch operation panel comes as standard
- Eliminates all hardware keys
- Response speed and usability is enhanced by latest Android OS, version 4.2
- Versatile functionality and fast, simple navigation
- Drag & drop icons
- Page scrolling with flick operation
- Ink level indication
- Full browser: internet access from the MFP
- Supports 20 languages



New home screen

1. Tap to start app
2. Drag & drop to change icon layout
3. Flick to page scroll
4. Tap to open window of installed apps
5. Language Switch Widget
6. Ink Widget
7. Time Widget
8. Long tap at blank screen to open customise menu



Improved functionality



All functions supported

These include media to print and scan to USB/SD and wireless LAN interface option for remote operation. Full colour technical documents, site plans, elevations, posters, maps and project presentations can be scanned into a variety of file formats such as scan to URL, NCP, folder or Network Twain Driver for email, archive and print needs.

Scan preview for increased accuracy

Being able to preview a scanned document before transmission is of huge benefit to improve data input accuracy, especially with confidential documents. You can arrange the preview scale for detailed checking on LCD and, if the image is incorrect or not to your liking, stop transmission. Automatic file naming and number setting makes it simple to archive and retrieve data at a later date.



Emergency print

If the printer runs out of colour ink, the MP CW2201SP can continue to print with remaining black/white ink as a mono print. In fact, it can print for three days after the colour ink runs out.

Manual paper cut

Humidity, temperature and paper storage conditions can cause paper problems. Should this occur the MP CW2201SP implements the Manual Paper Cut function so that paper is fed properly.



Extra peace of mind



Encrypted functions

The MP CW2201SP comes equipped with a range of security measures, which include administrator and user authentication as well as external authentication to eliminate spoofing, access restriction, secure scanning with encrypted PDF transmission so sensitive information is protected against any possible threats.

Data safety

Any data registered in the printer is protected by data and address book encryption. So even if the in-built memory is removed, disposed of or stolen, it is protected. Also HDD Overwrite prevents data on the hard disk being leaked before machine disposal or enables you to automatically overwrite data that is temporarily stored.



Environmentally friendly

The MP CW2201SP uses less than 200W power consumption when printing. Complies with the RoHS directive.



MP CW2201SP



1 Scanner modules

Full colour scanner with a staggered 5 CIS seating arrangement (Contact Image Sensors) for optimal scanning quality and clarity. Scanning resolution is up to 600dpi.

2 Roll & 2nd roll

210mm - 914mm width roll feeder accommodates CAD and GIS requirements. Option of second roll feeder. Allows usage of wide variety of media from plain, recycled and tracing to matte film, coated and other special paper. (CAD).

3 Auto Nozzle detection

Uses Ricoh technology to deal with clogged nozzles to ensure consistently high-image resolution.

4 Smart Operation Panel

New intuitive operation panel comes as standard and eliminates all hardware key from the panel.

5 Full Front Operation

6 Simplified operation of paper basket

This prevents front cover being opened by mistake whilst in operation.

7 Supply module

Continually monitors the ink in the head-tank via a filter sensor. Ensuring that the head-tank avoids running out.

8 Ejection module

Installed with a Submarine cutter that as it returns from the feeding side reduce feed loss time.

MP CW2201SP

MAIN SPECIFICATIONS

GENERAL

Technology:	On demand piezo inkjet system
Ink Type:	Ricoh GEL-Jet™ technology
Print Speed:	A1 LEF: B/W Speed Priority 3.8 PPM Standard 2.1 PPM A1 LEF: Color Speed Priority 2.1 PPM Standard 1.2 PPM
First Copy Time:	A0 SEF: B/W High Speed Copy Mode 51sec/ Standard Mode 71sec Color High Speed Copy Mode 81sec/ Standard Mode 155sec A1 LEF: B/W High Speed Copy Mode 29sec/ Standard Mode 41sec Color High Speed Copy Mode 53sec/ Standard Mode 84sec
Copy Speed (CPM):	A0 SEF: B/W High Speed Copy Mode 1.9cpm/ Standard Mode 1.1cpm Color High Speed Copy Mode 1.1cpm/ Standard Mode 0.6cpm A1 LEF: B/W High Speed Copy Mode 3.8cpm/ Standard Mode 2.0cpm Color High Speed Copy Mode 2.1cpm/ Standard Mode 1.2cpm
Print Resolution:	Speed Priority Mode: 600 x 300dpi Standard Mode: 600 x 600dpi
Quality Priority Mode*:	1200 x 1200dpi
Copy Resolution:	600dpi
Warm-up time:	Less than 40sec
Dimensions (W x D x H):	1,384 x 660 x 1,214mm
Weight:	Less than 120kg
Power Source:	220/240 V 8A 50/60Hz
Power Consumption:	Printing: less than 200W

*x2 Quality Priority Print Modes:

1. Coated paper
2. Film, Matt and Special paper

SCANNER FEATURE

Resolution:	100/200/300/400/600dpi (Standard) 200dpi (Default)
Scan Speed:	B/W: 600dpi: 80mm/s, 200dpi: 160mm/s F/C: 600dpi: 26.7mm/s, 200dpi: 40mm/s
Scan Area:	Max: 914 x 15,000mm Min: 210 x 210mm

MEDIA HANDLING

Paper Input Capacity:	SEF: A0/A1/A2/A3/A4 LEF: A1/A2/A3/A4
Non-Standard Size:	Original Length: 210 - 2,000mm
Original Width:	210 - 914.4mm
Maximum Width:	914.4mm
Paper size:	Maximum: 914.4 x 15,000mm Roll Feeder, 914.4 x 2,000mm - Bypass Minimum: 279.4 x 210mm
Paper Weight:	Roll Paper: 51 - 200g/m ² Cut Sheet: 51 - 220g/m ²

PRINT SERVER

Configuration:	Embedded (GW Controller)
CPU:	Intel Atom Processor Bay Trail-I: 1.75GHz
Memory:	4GB
HDD:	320GB
Operating System:	Windows 8.1 Windows 10 Windows Server 2012/R2 Windows Server 2016 Windows Server 2019 MacOS X 10.12 or later
Network Protocol:	TCP/IP (IP v4, IP v6)
Supported Print Language:	PostScript3, PDF Direct, RP-GL/GL2, RTIFF, MediaPrint JPEG, MediaPrint TIFF
Supported Data Format:	PDF, TIFF, JPEG
Font:	European 136 fonts
Network Interface:	Standard: Ethernet (1000BASE- T/100BASE-TX/10BASE-T), USB2.0 Option: Wireless LAN (IEEE802.11a/ b/g/n)
Service Interface:	USB x1, SD x1

OTHER OPTIONS

Roll Holder
NFC Card Reader
Data Overwrite Security Unit Type M19
OCR Unit Type M13
IEEE 802.11a/g/n Interface Unit Type M19

ENVIRONMENTAL INFORMATION

MP CW2201SP complies with RoHS directive.



RICOH
imagine. change.

www.ricoh-europe.com

ISO9001 certified, ISO14001 certified.

All brand and/or product names are trademarks of their respective owners. Specifications and external appearance are subject to change without notice. The colour of the actual product may vary from the colour shown in the brochure. The images in this brochure are for illustration purposes only, slight differences in detail might appear.

Copyright © 2021 Ricoh Europe PLC. All rights reserved. This brochure, its contents and/or layout may not be modified and/or adapted, copied in part or in whole and/or incorporated into other works without the prior written permission of Ricoh Europe PLC.